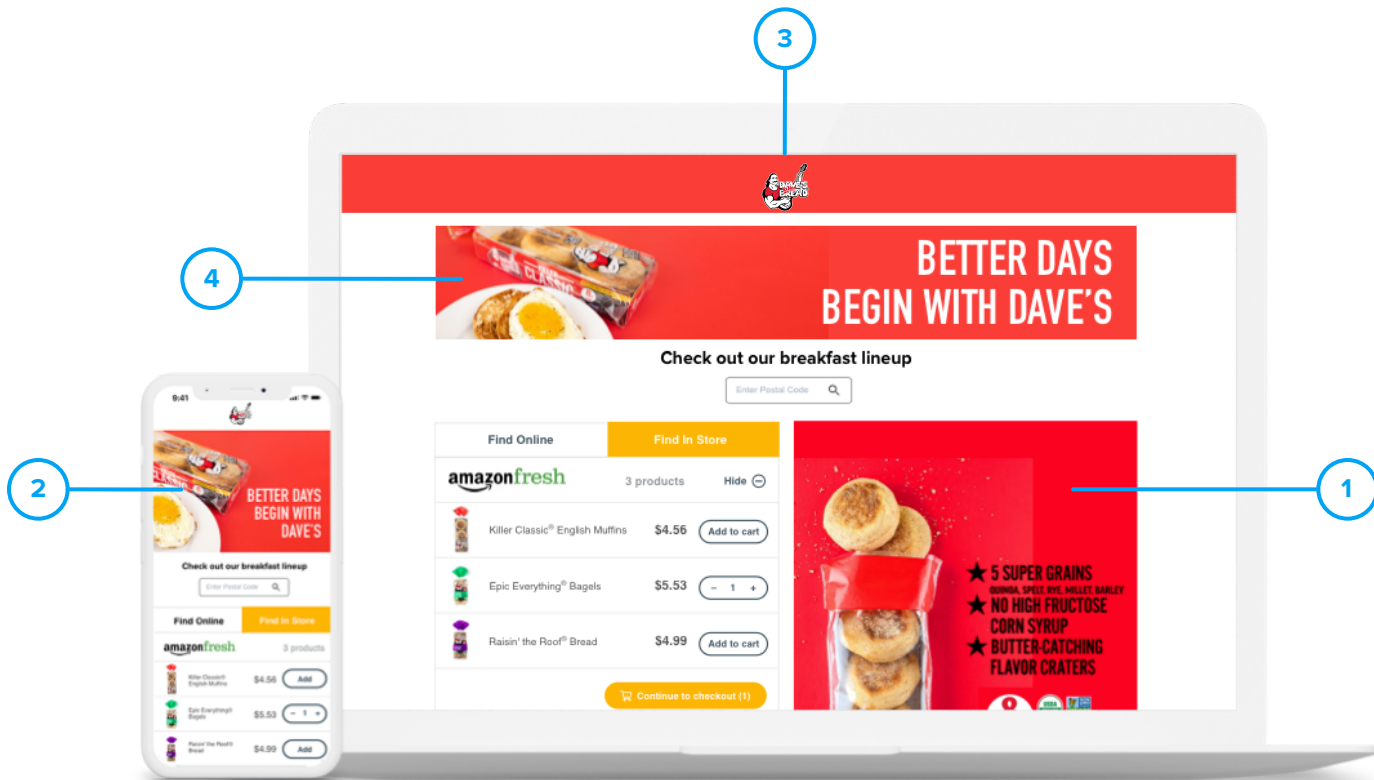


Onboarding Guide: Destini Shoppable Landing Pages

Welcome to Destini's Shoppable Landing Page solution.


**Configuring your landing page only takes a few minutes.
Please make sure to have the following creative assets available:**



Mandatory

- 1 **Primary merchandising graphic** (desktop):
920px W x 1200px H
(height can vary)
- 2 **Primary merchandising graphic** (mobile):
750px W x 376px H
(height can vary)
- 3 **Logo:**
Min. Width 130px x any Height

Optional

- 4 **Hero image** (desktop only):
Transparent PNG
940px W x 300px H
(height can vary)
-  **Map pin** (for "Find in Store"):
Transparent PNG
35px x 35px

PNG or JPG file, unless specified. Featured products maximum 15 recommended.

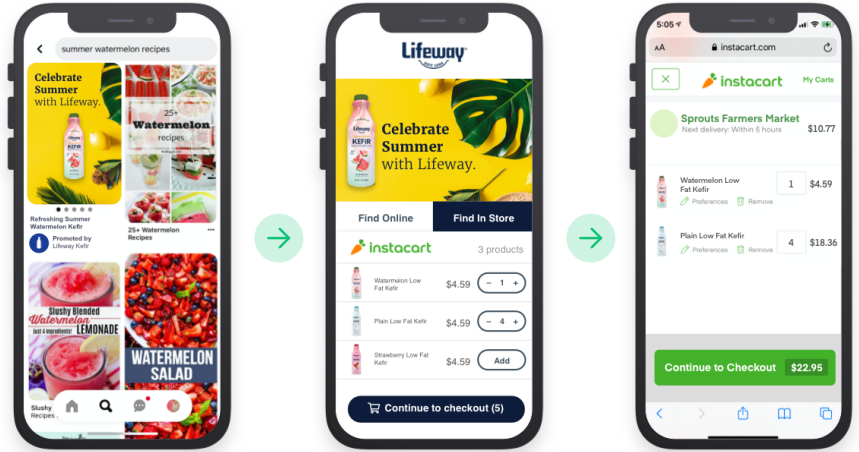
Common Use Cases

To get the most out of your new Destini Shoppable Landing Page, we recommend considering the following activation tactics:



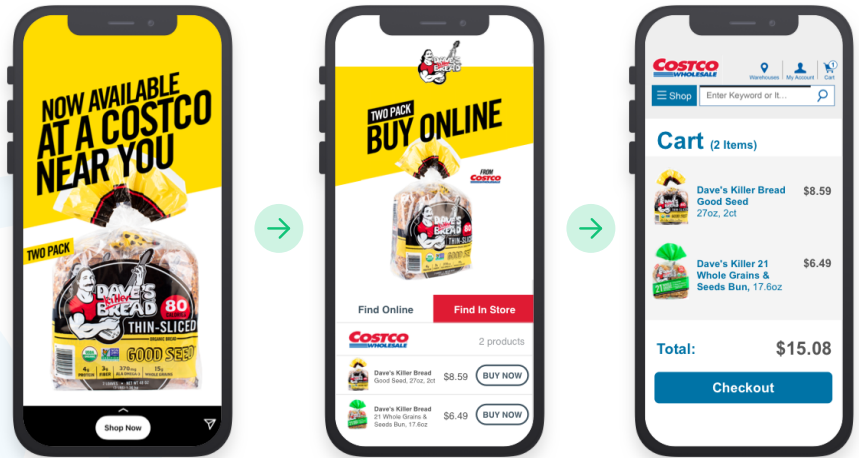
Use Case: Product Activations

Support launch of seasonal items, new products or product lines across several retailers, thereby maximizing coverage and stock availability.



Use Case: Support Specific Retailer

Promote product availability at a specific retailer or support new distribution at a new retail partner via an eCommerce-focused awareness campaign.



Use Case: Drive Bundles to Carts

Leverage add-to-cart functionality to encourage consumers to build baskets containing complementary products.

